

High Power Explosion Proof LED Flood Light (60W ~ 400W)



FL-060

60W
14.4X12.87 inch
thickness of 3.58inch

FL-200

200W
19.97X14.41 inch
thickness of 3.58 inch

FL-400

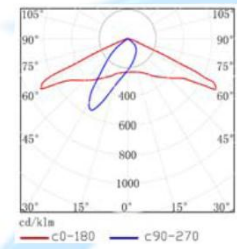
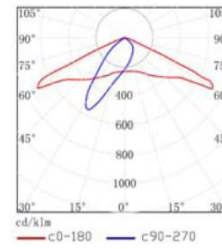
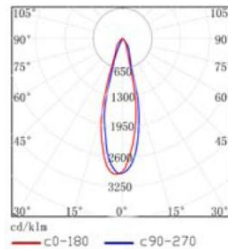
400W
21.93X22.99 inch
thickness of 3.90inch

400W JG-FL-400 = 750W Metal Halide

- ~ 45% energy savings compared to metal halide
- ~ 150% longer in life

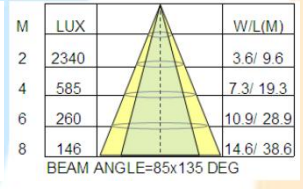
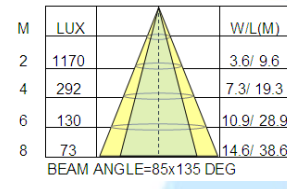
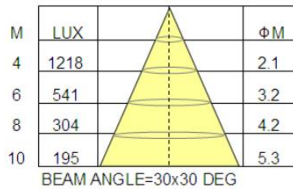
Applications

- ~ Exterior flood lighting:
 - ~ Commercial/office buildings
 - ~ Public facilities
 - ~ Industrial area



Features

- ~ High light output & efficiency
- ~ Excellent patented thermal management technology
- ~ IP65 rated



60W

200W

400W

Performance Parameters

Light color type	Color temperature Min	Color temperature Max	Lumen	Color Rendering Index	Input Volt	Power	PF	Efficiency	Ambient Temperature	Lifespan*	Wattage equivalent	Beam angles	Dimension	Housing color	Weight (lbs)	IP rating
FL-060 Cool/Natural/Warm White	4000K	7000K	5700LM	Philips Lumileds 70	90~264 AC	60W	0.86	107LM/W	-25°C~45°C	50000hrs	110W	30°X30°/85°X135°	14.4"X12.87"X3.58"	Black	0.18	IP65
FL-080 Cool/Natural/Warm White	4000K	7000K	7600LM	Philips Lumileds 70	90~264 AC	80W	0.89	95LM/W	-25°C~45°C	50000hrs	150W	30°X30°/85°X135°	15.24"X14.41"X3.58"	Black	0.22	IP65
FL-100 Cool/Natural/Warm White	4000K	7000K	9500LM	Philips Lumileds 70	90~264 AC	100W	0.91	95LM/W	-25°C~45°C	50000hrs	185W	30°X30°/85°X135°	15.24"X14.41"X3.58"	Black	0.22	IP65
FL-150 Cool/Natural/Warm White	4000K	7000K	14200LM	Philips Lumileds 70	90~264 AC	150W	0.91	95LM/W	-25°C~45°C	50000hrs	280W	30°X30°/85°X135°	19.97"X14.41"X3.58"	Black	0.30	IP65
FL-200 Cool/Natural/Warm White	4000K	7000K	19000LM	Philips Lumileds 70	90~264 AC	200W	0.91	95LM/W	-25°C~45°C	50000hrs	375W	30°X30°/85°X135°	19.97"X14.41"X3.58"	Black	0.30	IP65
FL-250 Cool/Natural/Warm White	4000K	7000K	23700LM	Philips Lumileds 70	90~264 AC	250W	0.91	95LM/W	-25°C~45°C	50000hrs	465W	30°X30°/85°X135°	19.97"X22.99"X3.90"	Black	0.48	IP65
FL-300 Cool/Natural/Warm White	4000K	7000K	28000LM	Philips Lumileds 70	90~264 AC	300W	0.91	95LM/W	-25°C~45°C	50000hrs	560W	30°X30°/85°X135°	19.97"X22.99"X3.90"	Black	0.48	IP65
FL-400 Cool/Natural/Warm White	4000K	7000K	37000LM	Philips Lumileds 70	90~264 AC	400W	0.91	95LM/W	-25°C~45°C	50000hrs	750W	30°X30°/85°X135°	21.93"X22.99"X3.90"	Black	0.50	IP65